



Layout Builder and E-Mail Creator



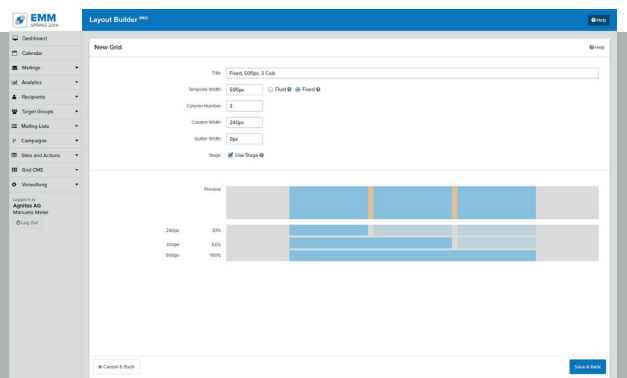
Newsletter design made easy

You can create new templates for your newsletters in a the blink of an eye with the Layout Builder. This way it is possible to customize your templates to your Corporate Design at every time and you can design your own layouts for the E-Mail Creator.

Afterwards your templates are available for the easy mailing creation with the E-Mail Creator. You do not need any HTML or CSS knowledge for working with the E-Mail Creator.

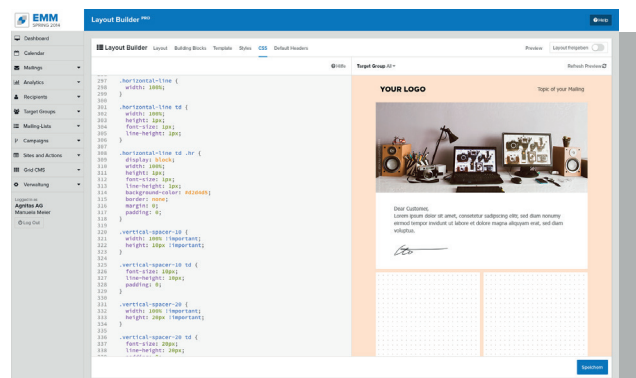
Layout Builder: Easy creation of mailing templates

1. Define grid



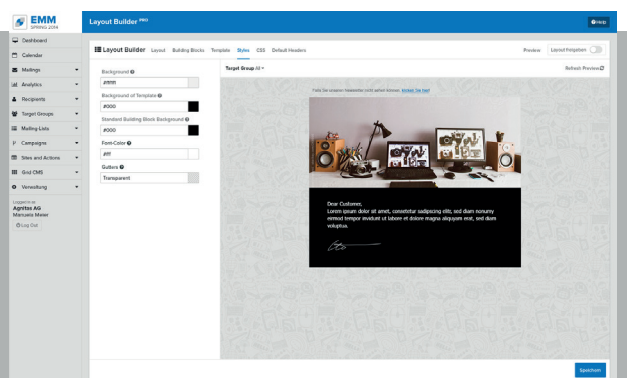
Number of columns and spacing

2. Develop CSS



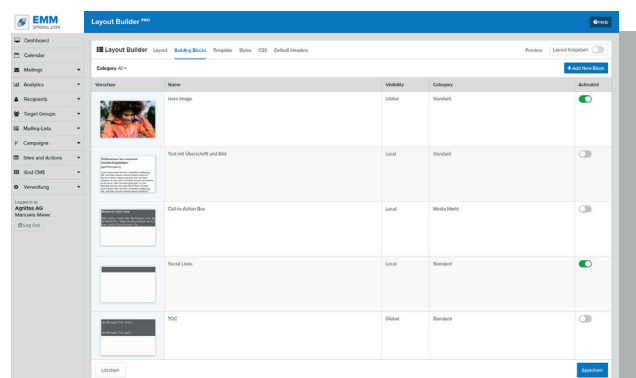
Basic template layout

3. Choose styles



Colour of background, font and grid

4. Set up building blocks

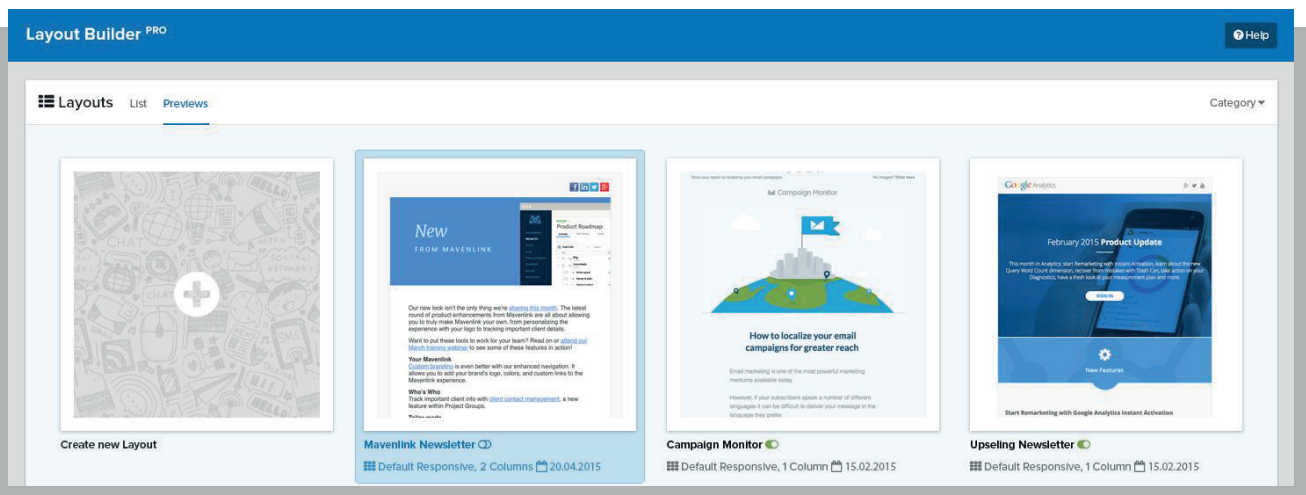


Different text and picture blocks

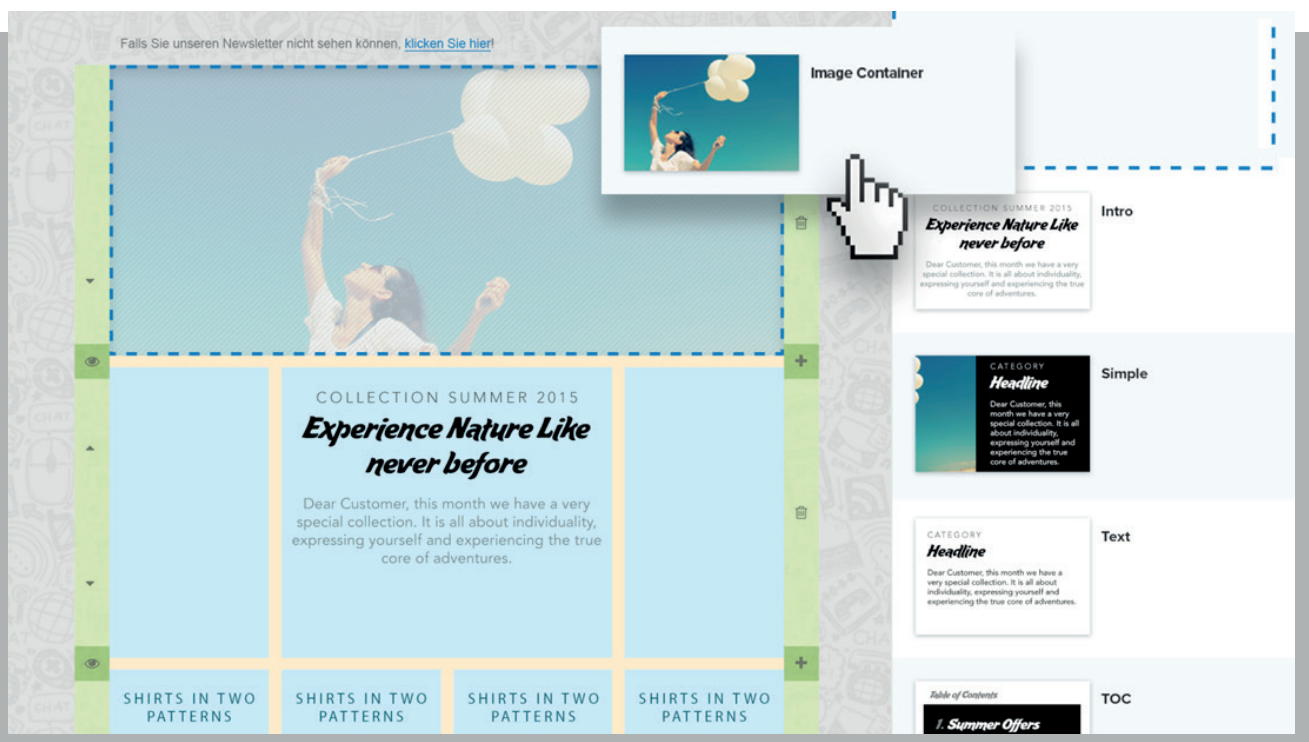
E-Mail Creator: Design mailings by drag and drop

The E-Mail Creator makes designing newsletters a pushover. After choosing the right template for your newsletter of the Layout Builder, just place suitable text and picture blocks by drag and drop and fill them with required content – even without HTML knowledge.

1. Choose template



2. Insert building blocks using drag and drop and fill them with content



New rows and content can easily be added, building blocks can be resized to the desired width or height. Before sending your mailing you only have to make basic settings like subject, sender name, sender e-mail, mailinglist, mailtype, etc.

Just contact us for more information:

AGNITAS AG | Werner-Eckert-Str. 6 | 81829 Munich | sales@agnitas.de | www.agnitas.de